

Guest Name _____

Date of Visit


	Ride 1	Ride 2
Bounce or Spooky 3D	<input type="checkbox"/>	<input type="checkbox"/>
Bobsleigh	<input type="checkbox"/>	<input type="checkbox"/>
The Creepy Crawler or Skull Rock	<input type="checkbox"/>	<input type="checkbox"/>
Snake River Falls	<input type="checkbox"/>	<input type="checkbox"/>
Pirate Ship (full or half swing)	<input type="checkbox"/>	<input type="checkbox"/>
Spooky 3D	<input type="checkbox"/>	<input type="checkbox"/>
Megafovia or Snake River Falls	<input type="checkbox"/>	<input type="checkbox"/>
Skull Rock	<input type="checkbox"/>	<input type="checkbox"/>
Speed or Bobsleigh	<input type="checkbox"/>	<input type="checkbox"/>
Drenched	<input type="checkbox"/>	

Please note, given the number of guests entitled to Ride Access Passes, you may still have to wait and other queues (eg. FastPass) may move more quickly.

Ride Access Pass is available to guests who may find it difficult, or cannot stand for long periods of time, either because of physical disability or learning/emotional impairment. Ride Access Passes are issued from Whistlestop Shop or The Box Office, upon presentation of one of the following items of documentation;

- Disability Living Allowance (DLA) or Personal Independence Payment (PIP) letter (dated within the last 12 months) showing that you receive the higher rate mobility component
- A letter from a GP or Consultant (dated within the last 12 months) which clearly states that you are unable to queue and why (we do not need a letter of diagnosis)
- A current and valid Blue Badge
- A current and valid Access Pass

We are not able to assess an individual's abilities, and we therefore must insist that any letter from a GP or Consultant states that you are unable to queue and why, rather than simply confirming your condition. This includes (but is not limited to) guests with Type 1 or Type 2 Diabetes (including pump users), Asthma, Epilepsy or guests with neurological behavioural, emotional and social difficulties, including; ADD, ADHD, ASD, ODD etc.



How to use your Ride Access Pass

Eligible guests will be issued with a Ride Access Pass wristband and a copy of the Ride Access Pass leaflet.

The Ride Access Pass can only be used in conjunction with the guest wearing the wristband.

Eligible guests will be issued with a Ride Access Pass wristband and a copy of the Ride Access Pass leaflet. The Ride Access Pass can only be used in conjunction with the guest wearing the wristband.

Ride Access Pass entitles the wristband wearer, and up to 3 accompanying guests, entry to each qualifying ride on a maximum of two separate occasions, unless otherwise stated.

Guests should enter the designated queue line and wait in the designated area, as directed by the ride signage.

Present the Ride Access Pass to the Ride Operator, where you will be welcomed and instructed to board the ride at the earliest suitable opportunity.

The Ride Operator will mark the ride on the Ride Access Pass leaflet, indicating that it has been used.

Whilst the Ride Access Pass may only be used twice for each ride, you may ride as many times as you wish by using the main queue line or purchasing Fast Pass if available, for subsequent turns.

Guest Help & Information

The park reception is located opposite Whistleshop Shop. The team are here to provide support and assistance in queries relating to Ride Access Pass, park accessibility and park facilities.

Assistance/Guide Dogs are welcome in to Oakwood Theme Park, but they will not be able to accompany guests onto any of the rides or attractions. They will be allowed as far as the ride loading point, where they must be left with a member of the party. Dogs must never be left unattended anywhere in the park.

We advise guests who require a wheelchair to travel around the park to bring their own wheelchair for ease and certainty. Please note that due to the nature of our site, there are some steep inclines which may not be suitable for powered wheelchairs or buggies.

We have a limited number of wheelchairs available to hire from the Admissions area upon entry to the park. These are available on a first come, first served basis. Please speak with the Admissions team upon arrival at the park, who will be able to advise on the availability and hire fee.

Toilets across the park have access for guests with wheelchairs, disabilities or additional needs and can be seen on the park maps with the following symbol;




Access to these toilets is by means of
RADAR key. If you do not have one,
please visit the Park Reception.

First Aid is located between Neverland and Dizzy Disk should you require any First Aid assistance during your visit.




Ride Access Pass




Introduction to the Guide

Here at Oakwood Theme Park we strive to operate a safe, fun and enjoyable theme park. This guide has been created to assist guests with additional needs or disabilities in the planning, organisation and enjoyment of their visit. A full copy of our accessibility guide can be found on our website, and is also available from the park reception.



BALPPA Statement on Public Safety for disabled people:

Members of the British Association of Leisure Parks, Piers and Attractions (BALPPA) welcome visits by disabled people and will do all that is possible to ensure a safe and pleasurable stay. However, certain rides/attractions in our parks can be physically demanding and vigorous. We therefore reserve the right to refuse admission to certain rides/attractions should we feel there is a danger to a particular individual or individuals for whatever reason. We have been advised by the Health & Safety Executive that refusal on the grounds of health and safety does not constitute discrimination. We hope that you understand and accept the decision made in the interest of your safety.






Ride Restrictions

Not all rides are suitable for all guests. This guide contains information that may be relevant to guests with additional needs or disabilities, in addition to general ride requirements such as minimum height or age which apply to all guests.


There are detailed information signs at the entrance to each of our rides which also display this information, and it is the responsibility of all guests to check these before deciding to ride.


Each ride has strict operating requirements that all riders must meet. Please do not ask our Ride Operators to break these rules, as they are in place to ensure your safety! As well as taking note of the ride requirements, we strongly suggest that you watch our rides in motion before making a decision on whether or not to ride.



Changes to Ride Access Pass

We reserve the right to make changes to the Ride Access Pass, including but not limited to; Availability, entitlement, proof of eligibility, rides eligible for use, number of turns per ride. Please speak to issuing staff member should you require any further assistance or guidance.

	Aerodrome	Boating Lake	Bobsleigh	Bounce	Crocodile Coaster	Dizzy Disk	Drenched	Jolly Roger	Megafobia	Moon Landing	Neverland Chase	Pirate Ship	Skull Rock	Snake River Falls	Speed	Spooky 3D	The Cauldrons	The Creepy Crawler	The Sights of London	Tink's Flying School	Treetops	Vertigo	Waterfall	Witches' Brew	Witch Hunt
Minimum Age and/or Height as displayed at the ride entrance	✔	✔	✔	✔	✔	✔	✔	✔	✔	✔	✔	✔	✔	✔	✔	✔	✔	✔	✔	✔	✔	✔	✔	✔	✔
Guests must be able to board ride vehicles unaided							✔						✔		✔			✔				✔	✔		
Guests may board ride vehicles with assistance**	✔	✔	✔	✔	✔	✔		✔	✔	✔	✔	✔		✔		✔	✔		✔	✔	✔			✔	
Guests must be able to brace with hands and feet and remain upright unaided	✔		✔	✔		✔	✔	✔	✔	✔		✔	✔		✔	✔		✔		✔			✔	✔	✔
Guests with prosthetic limbs are able to ride, providing they are securely attached and they are able to brace themselves	✔	✔	✔		✔			✔			✔		✔	✔		✔	✔		✔	✔				✔	✔
Suitable for partially sighted/blind guests	✔	***	***	✔	✔	✔	✔	✔	✔		✔	✔	✔	✔	✔	✔	***	✔	✔	✔	✔	✔		✔	***
Guests must be able to ascend or descend steps and/or ladders unaided							✔						✔		✔			✔							
Suitable for guests with plaster cast, fracture brace or walker boots	✔	✔			✔			✔			✔	✔		✔		✔			✔	✔				✔	✔
Suitable for guests who have conditions exaperated by flashing/bright lights	✔	✔	✔	✔	✔	✔	✔	✔	✔	✔	✔	✔	✔	✔	✔		✔	✔	✔	✔	✔	✔	✔	✔	
Ride Access Pass available			✔	✔			✔		✔			✔	✔	✔	✔	✔		✔							
Fast Pass available				✔			✔		✔				✔	✔	✔	✔		✔							

 Indicates where ride restrictions apply

 Wheelchair users should wait at the ride exit for assistance

* A half swing for guests aged 2 years and over, and under 1.2m is operated on the hour and half hour daily. Guests wishing to ride a half swing must be accompanied by a Guest aged 13+. Please be aware that young guests are not permitted to sit on the outsides of rows during the half swing

** We regret that assistance cannot be provided by Oakwood Theme Park staff members. Assistance must be provided by accompanying Parent, Guardian or designated carer

*** Suitable for partially sighted/blind guests when accompanied by a Parent, Guardian or designated carer as a guide